

Patriotic Uneven Nine Patch Block

This is a simple two block quilt that is quick to assemble using 2.5 inch and 4.5 inch strips that are sub cut into 2.5 and 4.5 inch segments. The layout gives the illusion of an Irish Chain pattern.

Yardage Requirements

You can use leftover jelly roll strips, scraps, fat quarters, half yard cuts or full yardage to make this quilt. Use a combination of Red, White and Blue fabrics to make a patriotic quilt.

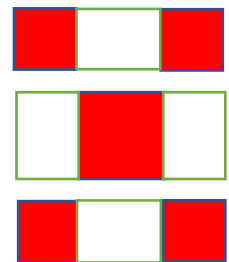
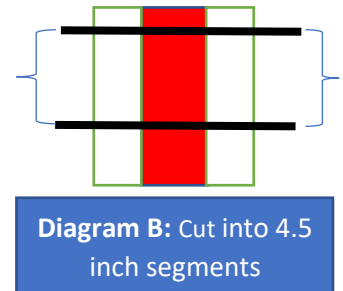
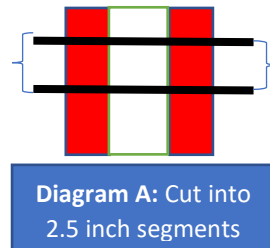
Fabric & Cutting Directions

Block 1

2, 2.5 inch strips by length of Red fabric
1, 4.5 inch strips by length of White fabric

Sewing Directions: Use $\frac{1}{4}$ " seam allowance

1. Sew two Red 2.5" strip on opposite sides of a White 4.5" strip. Press seams toward the middle. Sub cut section into 2.5 inch segments. (See diagram A)
2. Sew two White 2.5" strips on both sides of a Red 4.5" strip. Press seams toward the outside. Sub cut section into 4.5" segments. (See Diagram B)
3. Each strip set should measure 8.5 inches wide.



Block Construction:

2 pieces from Diagram A and 1 piece from Diagram B.

- Sew one Diagram A to Diagram B as shown to the right. Nest seams to reduce bulk.
- Sew the other Diagram A to the opposite end of Diagram B piece. Nest seams to reduce bulk. Block measures 8.5 inches square.


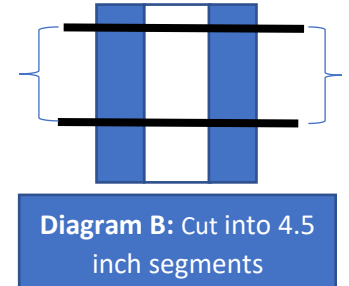
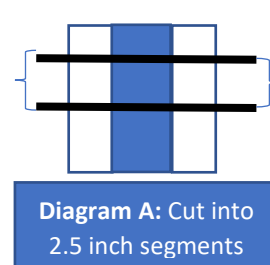
Block 2

2, 2.5 inch strips by length of White fabric
1, 4.5 inch strips by length of Blue fabric

2, 2.5 inch strips by length of Blue fabric
1, 4.5 inch strips by length of White fabric

Sewing Directions:

4. Sew two White 2.5" strip on opposite of a Blue 4.5" strip. Press seams toward the middle. Sub cut section into 2.5 inch segments. (See Diagram A)
5. Sew two Blue 2.5" strips on both sides of a White 4.5" strip. Press seams toward the outside. Sub cut section into 4.5" segments. (See Diagram B)
6. Each strip set should measure 8.5 inches wide.



Block Construction:

2 pieces from Diagram A and 1 piece from Diagram B.

- Sew one Diagram A to Diagram B as shown to the right. Nest seams to reduce bulk.
- Sew the other Diagram A to the opposite end of Diagram B piece. Nest seams to reduce bulk. Block measures 8.5 inches square.

Suggested Layout

Layout 8 x 9 = 64.5" x 72.5"

Layout 7 x 8 = 56.9" x 64.5"

